

Students' Feedback Analysis

Student's feedback on curriculum

Feedback on syllabus was invited from students through online for the model syllabus on Choice Based Credit System for the academic session 2019-2020. The model syllabus was implemented from the academic session 2019-2020 throughout the state with a little modification of CBCS syllabus of UGC by the State Higher Education Council, Govt. of Odisha.

The questionnaire was based on 11 parameters. 171 responses have been received from the students. The brief analysis of the responses on syllabus are mentioned below.

Parameter-1

How to rate the syllabus of the courses that we studied in relation to the competencies expected out of the course/content/syllabus?

Out of 171 responses it is observed from the pie-chart that 55% students responded good, 28.7% students responded very good, 8.2% students responded average, 7.6% responded excellent & below 1% students marked as poor. As 55% responded good, 28.7% very good, it is observed that most of the students are satisfied with model CBCS syllabus framed by the State Higher Education Council.

Parameter-2

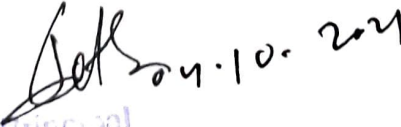
How do you rate the relevance of the units in syllabus to the course?

From the pie chart it is observed that out of 171 respondents, 48% students marked as good, as regard to the relevance of the units in the syllabus, 28.1% students marked as very good, 13.5% as average, 9.9% marked as excellent, and below 1% students responded as poor to the relevance of unitization in the syllabus. Hence the unitization as framed in the syllabus are relevant to the courses.

Parameter-3

How do you rate the allocation of the credits to the courses?

From the pie chart it is observed that, out of 171 respondents 43.9% students marked as good as regard to allocation of credit to the courses., 28.7% responded as very good, 16.4% marked as average, 11.1% as excellent. Therefore, the allocation of credit to the courses is marked good and very good by the students. So, it can be said that the allocation of credit to the courses is quite satisfactory.


Principal
Govt. Women's College
SAMBALPUR

Parameter-4

How do you rate the offering of electives in terms of their relevance to the specialization stream?

From the pie chart, it is observed that out of 171 respondents, 47.4% and 27.5% students have marked as good and very good respectively., 12.9% and 11.7% students have exercised their responses as excellent and average respectively. Below 1% responses have been marked as poor. Therefore, as regard to offering of the electives in terms of their relevance to the specialization stream can be regarded as quite satisfactory.

Parameter-5

Rate the size of the syllabus in terms of the load.

As regard to the size of the syllabus it is observed from the pie chart that out of 171 respondents, 45% are marked as good, 19.1 as very good, 17.5 as average, 11.7 as excellent and 6% of the responses are poor. Hence in this parameter the students have exercised their positive responses regarding the size and load of the syllabus.

Parameter-6

Rate the course in terms of extra learning and self-learning considering the design of the course.

As per the decision of the Govt. in the Dept. of Higher Education vide Letter No.....dated....., 25% of the course are marked as guided self-learning in each course. Teachers are to guide the students, but students have to perform their self-learning. From the pie-chart of the parameter, it is observed that out of 171 respondents, 42.7% and 24% students have marked as good and very good respectively, 16.4 and 14% students have exercised their experiences as average and excellent with 4% as poor. So, as regard to the self-learning exercise pf the courses, students are very much satisfied.

Parameter-7


How do you rate the evaluation scheme designed for each of the course?

In this parameter it is observed from the pie chart that 44.4% of the students have exercised their options as good and 9.4% as excellent, 15.2% students have given their responses as average and below 4% as poor. Hence, in this parameter the students have exercised their very positive responses as regard to the evaluation scheme of the courses.

Parameter-8

The courses/syllabus of the subject increased my knowledge and perspective in the subject area.

In this parameter out of 171 respondents, 34.5% students have exercised their satisfaction marking as good, 32.7% as very good, 25.7% as excellent. Hence, students are very much satisfied on the CBCS model syllabus as regard to increase of their knowledge and perspective in the subject area.


Principal
Govt. Women's College
SAMBALPUR

Parameter-9

The books prescribed as reference materials are relevant, updated and appropriate.

In this pie chart, 32.1%, 35.1% and 11.7% students have exercised their satisfaction over the reference materials as relevant, updated and appropriate by sharing their views as good, very good and excellent respectively.

Parameter-10

Syllabus is need based.


From this pie chart it is observed that out of 171 respondents, 43.3 students have marked as good, 25.7% as very good, 19.3% as excellent and 11.1% as average as regard to the employability of the syllabus. Therefore, the syllabus is framed as need-based.

Parameter-11

Aims and objectives of the syllabus are well defined and clear to the teachers and students.

Out of 171 responses, 37.4%, 31.6% and 18.7% students have responded as good, very good and excellent respectively regarding the aims and objectives of the CBCS syllabus, which is well defined and clear to both teachers and students.

From the above analysis of the 11 parameters, it is observed that maximum number of students have exercised their satisfactory and positive views on the model CBCS syllabus, which is effective from the academic session 2019-2020. As there is no negative remark on the syllabus, there is no need to take any action for the change/modifications of the syllabus.


Principal
Govt. Women's College
SAMBALPUR

Yoga Activities




Self Defense Activities



TEACHING BY SENIORS TO JUNIORS





TEACHING THROUGH COMPUTER IN THE CLASSROOM







